

# Roseville Community School Radical News

\*\*\*\*\*  
\*\*\*\*\*  
FALL 2010 EDITION  
\*\*\*\*\*  
\*\*\*\*\*



## Roseville Community School

By Ava Marks

I like R.C.S. because it's different from a lot of other schools. It's different from other schools because all of the classes are very small. My entire school is about the size of a normal class at a regular school. Another thing that is very different is that school starts at 9:00am which allows me to sleep in and I really like that. We also don't have to wear shoes. We're allowed to go barefoot at any time. We can get wet at snack or at lunch. A bunch of boys at school are happy about that because they love to get wet and be very active. Also, we don't get homework until third grade which means that this is the first year that I get homework. We get an hour and a half of outside time, which I love. Here's some stuff that we do in my class. We do lots of word problems. For example, our teacher doesn't just yell out "what is two plus two?" She has us go to a table and work on word problems. We also play a lot of math games. Like I said, she doesn't just have us yell out the answer to math problems. We also have time for silent reading each day. It's actually pretty fun because I love reading. I like it because it pulls you into the story. There may be some things that RCS doesn't have that are pretty fun but I know I'll stick with RCS until I'm too old to be here!



## Kids Who REALLY Build Things!

By Bina Spray

Kids Who REALLY Build Things! is a science, building and engineering group that's really fun. It helps kids to learn how to construct things. The group was started by my dad, Brian Spray. He started the group so that kids could get their hands on tools and learn how to build stuff. We talk about structural things and learn how to build them. Examples are challenge projects and engineering projects.

A challenge project is a project that is completed in a few hours. It is a smaller project designed for the kids to use their brains to think of a solution for the problem. For instance, we had a Popsicle stick bridge challenge. We had one hour to build our bridges with 100 Popsicle sticks and hot glue. When we were done building, we hung a bucket from our bridges and put bricks in it to see how much weight they could hold.

An engineering project is much different than the challenge project. Instead of taking a few hours, it takes a few days. It is designed for kids to make a layout or plan for the project, construct it, make sure it is stable, and then test it. Last year we built a trebuchet. It was six feet tall and three feet wide. About twenty kids worked on it. While we were testing it, the day before the Pumpkin Toss, the axle broke. We had to figure out how to fix it. We fixed it with a stronger axle. When it was fixed, it launched a pumpkin 286 feet. Everyone was happy that it launched that far.

# Roseville Community School Radical News

If you have never been to a meeting, you should come. You will have a good time, learn to build a project, meet new people and make new friends. I get to do stuff that I may not get to do at home and spend time with my dad. If you are interested talk to me, Bina Spray.



## Recycling

By Quincey MacMillan

Did you know that 2/3 of all bottles and cans never get recycled? R.C.S. has been doing their part by recycling as a fundraiser for the Upper Class Washington D.C. trip. Most people think recycling is just to make some extra money but recycling has many benefits, such as:


1. Recycling lessens the need for land fills.
2. Recycling prevents pollution.
3. Recycling saves energy.
4. Recycling saves resources like: wood, water and minerals.
5. Recycling helps save the land for future generations.
6. Recycling reduces bad gasses that destroy the ozone.
7. Recycling offers more jobs.

Since you can recycle more than just your bottles and cans, I made a chart so you can recycle and do the best for your city!

	Energy Savings	Air Pollution Savings
Aluminum	95%	95%
Plastic	70%	None
Glass	5%-30%	20%
Paper	40%	73%
Cardboard	24%	None

Steel                      60%                      None

The next time you have recyclables, think of RCS and bring them to the big blue bins inside the gate by Kristin's class.



## LEGOS

By Mason Zitzow

I like building with LEGOs. The best part is all the building. You can build anything you can imagine. When you're done building you feel good because now you're finished and you get to play. If it is not a LEGO set, you get to build random stuff and that is what is really fun. If you don't really like building, I would recommend something else because LEGOs need building. Building is what LEGOs are all about!



## The Battle of Gettysburg

By Julius Wilhelm

In reading about the Civil War, I became very interested in the Battle of Gettysburg. Here are four facts that I found interesting about the Battle of Gettysburg in July 1863:

1. Did you know that in the Battle at Gettysburg 50,000 men were either killed or wounded? That is close to the number of U.S. soldiers that died during the Vietnam War (58,169).
2. In this battle, the terrain played a major role. The Union Army was at an

# Roseville Community School

## Radical News

advantage this time, because they had the high ground, which meant they were on top of two major hills, Culp's Hill and Cemetery Hill in Gettysburg, Pennsylvania.

3. On the second day it was a bloody battle at the *Little Round Top*. The Union troops ran out of ammunition, so Colonel Chamberlain ordered a bayonet charge and the Confederates ran for their lives. Colonel Chamberlain became famous for this attack.
4. General Robert E. Lee launched an attack of 15,000 soldiers on the third day. The Confederate troops passed the stone wall at Cemetery Ridge (the Union center), but the Union Army held their position strong. Because of the terrible losses the Confederates had to retreat. This meant the end of the Battle at Gettysburg. After this bloody battle the war continued for two more years and ended with a victory for the Union.

against the mulberry tree. The whole time we were building the fort, the rain was drizzling through the branches. Then, my cousin Noah and I tied ropes to the big branches of the mulberry tree so we could pull ourselves to the top of this seven-foot tree fort we had just built.

It rained and rained. We were covered with mud from head to toe. When I was leaving Noah's house, a big gust of wind came and perhaps it blew the fort down. I am going back to Noah's next weekend to check on my fort. Maybe Noah and I will be building that fort all over again.



### My Big Tree Fort

By Michael Allen Leeman

One rainy day I went over to my cousin Noah's house. We built a huge fort together in his backyard in the pouring down rain. We got some really long sticks and leaned them against his big, tall mulberry tree. Then we walked all over his muddy backyard and gathered pine tree braches that were laying on the ground. We stacked them on top of the long sticks that were leaning

# Roseville Community School Radical News



## Why You Don't Sack Race Backwards

By Flannery Trexler

Around Halloween, I was at the field doing our annual Harvest Festival games. I was having a blast, playing with my friends, competing, just having fun in general. Then relay sack racing came up. Tom said we had to do it forwards there and backwards back. My turn came up. Going forwards was easy; going back... not so much. I guess I was going too fast and lost my balance, because when I fell it hurt like the dickens. I finished going back, so I could hand it off to my partner. But I could feel the pain rising up my arm. When I noticed that the pain hurt more than usual I decided something was wrong. I went over to my teacher, Kristin, and told her "I have to go back, my arm hurts." She replied with a simple "Okay."

At that time, I wasn't yet crying. On the walk back to school I did start crying. I stopped crying and went to the office to get the phone to call my mom. "Pick up! Please pick up!!" I was saying to myself. Fortunately, my mom picked up, I told her my arm hurt and she came right over. I waited in my classroom until my mom arrived. Then, we went back to the office to get Jonna's input. Suzie was there too, which turned out to be a good thing since both of her sons had hurt themselves in the same place as me. They all

agreed that I should go to the ER. So, my mom drove me right away.

Once there I had to check in. Then, I was sent to my room. It didn't take long for my nurse to check in with me and ask questions. She said I would be taken to the X-ray room shortly. "Shortly" turned out to be about one hour later. Then a lady came and took me on my gurney (hospital bed) to the X-ray room. It was sooo fun riding on the gurney!! Plus, the bed was comfy too! He took about 12 pictures then sent me back. Another hour passed until a man came in. I decided to call him Popeye since he had an anchor tattoo. He was going to make my splint. I liked him; he was really nice! Finally, THREE hours later, we were done and I was discharged.

Unfortunately, the splint went to my elbow so I couldn't do anything. The next morning I went back to get my real cast. That only took about an hour. I picked the color purple since that's my favorite. I've had it on about 2 weeks so 3 more to go! I can do a lot more stuff now than I could the first day but I still find some stuff difficult like getting dressed, taking a shower and buttoning my pants.

And that is why you should NEVER sack race backwards!



# Roseville Community School Radical News

## Water Play

By Gus Russell

I decided to write my news article on why water play is so much fun. If you're wondering what water play is, it's when we get to take one of the two hoses that the school has and make a waterslide, shower, river or lake. Mason and I, and some of my friends, take one hose while Ben and Emma take the other. Ben usually uses the hose to make the water go out of the school.

Recently my river and his river have been connecting on some part. On Friday it was in the middle of the jungle gym and on Thursday it was before my river started.

Water play is fun because Mason and I get wet and dirty. We also like creating stuff. The way that we made the largest waterway ever took a long time. We just did little parts for the last few weeks and then we put those parts together. We used to make the water go out a little secret way that Mason has known about since the beginning of the school year. It was a fence board that was kind of broken at the bottom. We dug and dug and dug until eventually we found a hole in the middle. Then, we set up a very small way and we made the water flow out of there.

Water play is like setting up a business because Mason and I always make the water go around a very fragile part and we don't want the mud at the top to fall off so we charge money (acorns) to go on the monkey bars. Then we made a pool which we charged five acorns a turn (2 minutes) to go in. We also made memberships which cost one "you are lucky rock" which meant that you could go on the monkey bars without having to pay. Two "you are lucky rocks" gave you a memberships to the mud pool for

a month. Water play is also like building an ocean and you are a God. You can create whatever you want just as long as it doesn't go into other's territory. I like to pretend that I am Poseidon Greek God of the seas.

In all, water play is one of the best parts of lunch. The other kids that don't do water play should really try it out.

## Jokes

By Ivan French

Q - What did Batman say to the three-headed monster?

A - "Hello, Hello, Hello"

Q - What kind of ball would you never want to play with?

A - An eyeball!

Q - What kind of sandwich would you never want to eat?

A - A peanut butter and jellyfish sandwich!

Q - What has 4 legs, is brown, can go all day without drinking water and can sing like a canary?

A - A camel! (I know a camel can't sing like a canary. I just put it in to make it harder.)



## Mexico, Our Neighbor Next Door

By Dominique Leibman

As some of you might know, both of my parents were born in Mexico. Diego and I are Mexican Americans. We are both bilingual and can speak fluent Spanish. Fortunately, I have been able to go to Mexico every year to see my relatives. Mexico is a beautiful country with a rich history and incredible art. Here are ten interesting facts about Mexico.

1. My grandfather, Byron Galvez, was a famous artist in Mexico. He designed a

# Roseville Community School Radical News

beautiful park made of mosaic tiles in Mexico. He also made a special painting for the World Cup.

2. The best fruit ever can only grow in Mexico because the temperature is perfect. It is called Mamey. The outside skin is brown with a sweet, pink fruit inside that is similar to avocado.
3. The traffic in Mexico City is intense!
4. One of my favorite foods in Mexico is enfrijoladas, a tortilla with beans and melted cheese on top.
5. The pollution in Mexico is very high.
6. Everywhere in Mexico you see food vendors with small carts. The carts are filled with tamales and camotes (sweet potatoes).
7. Another food vendor sells corn with mayonnaise, cheese and chile powder.
8. There are many taxis everywhere.
9. There is another letter in the Spanish alphabet, which is ñ (aegne).
10. The place is beautiful and anyone who reads this newspaper should go there.

Hopefully, you will someday get to visit our neighboring country, Mexico!



## Ten Weird Facts

### That You Probably Didn't Know

By Sophia Wilhelmi

Here are some interesting facts that I got from the *National Geographic Kids* magazine.

1. Newborn babies are color blind.
2. Lemons have more sugar than strawberries.

3. In Japan you can buy a watermelon shaped like a pyramid.
4. Ants have two stomachs.
5. There are more text messages sent each day than there are people on earth.
6. Hippos can run as fast as humans.
7. The word *nerd* was first used in a Dr. Seuss book.
8. Chewing gum was banned until 2004 in Singapore.
9. Porphyrophobia is the fear of purple.
10. Crocodiles cannot chew.



## Imago ZooZoo: A Student Review

By Kelsey Hall

Monday, November 8, 2010

On Monday, November 8, 2010, the entire school got in their cars and drove down to the Mondavi Center in UC Davis to see Imago ZooZoo, a performance of personified animals and black light tricks.

As the lights dimmed, silence fell over the audience while music, similar to crickets, began to play. The opening act consisted of a series of glowing blue rings that moved and at first acted like bugs, but then soon turned into eyes. It's all very complicated to explain, but the humorous act captivated person after person into fits of quiet laughter.

The performance continued with a few grumpy hippos, a round of penguins playing musical chairs, some large, green bullfrogs,

# Roseville Community School Radical News

and a cat in a sack, among other things. My favorite, however, consisted of a couple of rather cheeky accordions.

The music, a mix of modern, complicated beats, old fashioned tunes, and sounds from nature added to the performance for me, as did the lighting, which was different in each act.

While the acts themselves were entertaining to watch, I felt they lacked cohesion. Sure, they were funny and almost all involved animals, but they seemed scattered and a bit random at times. From floating eyes, to anteaters, to accordions, it was sort of hard to follow in the whole.

Altogether, the performance was childish in a witty sort of way, full of attitude and sass. Dramatic, amusing, and larger than life, it was the exaggerated intersection between circus performances, old-time comedy, and modern humor. Though it had its downs, there always will be in a play of any sort.

I personally would love to see more of their shows, and although I'm sure not everyone feels the same, I would recommend Imago ZooZoo to anyone willing to go.



## Rock Star Day By Mathes Klein

I was a Rock Star on Rock Star Day at school.



## 10 Tips on Drawing By Sydney McKellar

1. To make your drawing look neat, use a pencil and always draw from left to right.
2. Draw very lightly because it makes the drawing look smoother.
3. When you're drawing a face, make an oval first. Then draw the mouth and then the eyes.
4. Be careful to make the eyes, nose and mouth the right size.
5. When you draw the eyes, think about the person's mood. If they're angry, draw them slanted. If they're happy, make them round.
6. When you draw a nose you can make it an upside down seven or like the lower case letter "d".
7. The choice of hair depends on if the face is of a boy or a girl. If it's a girl's face, you might draw the hair long and curly. If it's a boy, draw the hair short and rounded over the head.
8. If you're trying to draw ears, you want them to be the right size and color. Sometimes you want to hide them behind the hair so just the tips are showing.

# Roseville Community School Radical News

- 9. You can add texture by putting colors or freckles on the face.
- 10. If you mess up on something and you want to white it out, use the white out gently and try not to spill. If regular white out doesn't work for you, try the dispenser it works better.




## Good Eats In San Francisco

By Jace DeMar

When it comes to food in San Francisco – it is a gold mine! From Chinese to German, it's got it all and people like my mom, our friend and I love to eat there. Here are four of my very favorite places.

**#1 – The Tonga room inside the Fairmont Hotel.** The Tonga room is a Polynesian themed restaurant. The food is basically Chinese food but the coolest part is that the space used to be the hotel pool. From back in the early 1900's, just before the earthquake when the hotel opened until the 1940's, it was a pool, but being San Francisco (cold and foggy), no one really felt like swimming. They decided to turn the space into a restaurant but they left the pool there! Yes, they left the pool right in the middle of the restaurant and on Friday and Saturday nights they have a band on a little barge that goes out into the middle of the pool. Now the food – well, I've had better Asian food, but it's pretty good. The reason I go there is for the atmosphere. With the Polynesian canoes hanging above you, the pool in the middle, the pirate ship dance floor and the thunder storms, it's definitely one of my favorite restaurants.

**#2 – Tomaso's** is a little, family run Italian restaurant in North Beach. The first time I went there, we walked from Nob Hill to North Beach, which is not very far, but you have to go up and down a good amount of hills. When we got to Tomaso's, we were all very tired and grumpy. When I sat down and had some pizza, I said "This is probably the best



## Hermit Crabs

By Nina Kapanen and Holden Lush

The younger program has new class pets. They are hermit crabs. We have named them Shy Guy and Sly Guy. The favorite food for hermit crabs are fruits and vegetables. They only eat green plants. They are cool! Sly Guy is out of his shell today. There is one small, cool shell that is red, yellow, green and black. They like to climb. They are also nocturnal. Our hermit crabs like water and they can drown. The hermit crabs shells won't grow. Bugs can bother them. They are awesome!



# Roseville Community School Radical News

pizza I've ever had" and I felt a lot better. I still think it is, though I have to admit the farthest East I've ever been is Cincinnati and I haven't been to New York. All in all, Tomaso's was definitely worth going to.

**#3 – Hyde Street Seafood House** - Last August, we were going to go to a crab restaurant my Mom had heard about. We decided to ask the Concierge about it. We got one of the bell boys who told us the restaurant my Mom had in mind was really touristy and expensive. He said the food was not even that great for the price. Instead, he told us about this little neighborhood seafood restaurant he liked. We decided to take his advice and go to the Hyde Street Seafood House. When we got there, we sat down at the bar and had to wait for about an hour! When I finally sat down, I thought, "this better be worth it!" By the time I had some escargot, I began to think that maybe the wait was worthwhile. When the entrée came, a seafood platter with shrimp, ono and veggies, I was sure the long wait was definitely worth it!

**#4 – Sears Fine Foods** – Sears is definitely the best breakfast in San Francisco according to the locals and I think so too! When you go, you will wait fifteen minutes outside in the cold and another inside. The first time I went there, I had an omelet that was good but the next time I went there I had one of their famous Belgian waffles with an egg, which was awesome! It was like one of my Mom's or maybe even better (no offence, Mom). That is why Sears Fine Foods is my favorite breakfast restaurant.

Next time you go to San Francisco, go to one of these restaurants. Trust me, it will be good. Well, actually, you could pick any restaurant in San Francisco and chances are it

will be good, as long as you follow the number one rule for San Francisco restaurants - stay away from the waterfront. This concludes my San Francisco restaurant picks.



## Fabulous Food Finds in Downtown Sacramento

By Blake DeMar

I am going to review three of my favorite restaurants I like to go to when I am in downtown Sacramento. The first is Vic's Ice Cream located in Land Park. Vic's has been a tradition in our family ever since my mom was a little girl. We like going there for their famous cheese dog sandwiches and the best ice cream I have ever tasted! If you are lucky, you might be able to watch Craig, the owner, make ice cream.

Another one of my downtown favorites is Andy Nguyen's restaurant, located on Broadway. This is a Vietnamese vegetarian restaurant. I love their hot teas and lotus root rolls. This is a very relaxing restaurant with a Zen atmosphere.

My last restaurant to review is another all-time family favorite. The original Frank Fat's located near the Capitol on L Street. I love the Honey Walnut Shrimp and the Hong Kong style Chow Mein. Although there are other Fat's restaurants, the original downtown restaurant is by far the best.

These are my favorite restaurants in Downtown Sacramento. I hope you try them out and enjoy them as much as I!

# Roseville Community School Radical News



## Time Capsules

By Cole Miller

We made time capsules in our class and put stuff in them like how tall we are, how we write our names and what our jobs might be. We will open the time capsules when we are in the upper class with Kristin.




## Fashion

By Jaya Dardick

Fashions these days are so much more exciting and new. Fashion is art that you can wear. I interviewed all of my family and this is what they had to say. First I interviewed my mom. She has a great fashion sense. She wears pretty things that are stylish. “Mom, how do you feel about fashion?” “I feel that there are so many choices with clothes and accessories that everybody can express themselves the way they want to. It’s fun to see everyone’s style.” Next, I interviewed my 21 year old sister Analisa because she is very stylish and picks out cute clothes. “Analisa,

how do you feel about fashion today?” “I feel that fashion is very fashionable.” “Good answer Analisa.” Next, I talked to Sam, my 16 year old brother. He does not put a lot of time or effort into his clothing. “Hello Sam, how do you feel about fashion?” “I think Taylor Swift dresses beautifully. I also think that there are so many scary people dressed in all black, and the Kardashians are the queens of fashion. Finally I asked my dad about fashion. He does not have any fashion sense. He dresses in the same thing every day. “Dad, how do you feel about fashion?” “Very excited about it and I’m excited about how pretty everybody looks! I like hat fashion.” And that’s my family’s opinion about fashion.



## Fablehaven Book Review

By Wren Elliot Kosinski

If you are looking for a new book, that is filled with action, humor and suspense, then *Fablehaven* is the book for you. The author is Brandon Mull and there are five books in the series. *Fablehaven* is the first one, followed by *Rise of the Evening Star*, *Grip of the Shadow Plague*, *Secrets of the Dragon Sanctuary*, and finally, *Keys to the Demon Prison*.

The story is about two kids who are left with their grandparents while their parents are on vacation. The kids find out their grandparents have a secret that even their parents don’t know about. The secret is that they own thousands of acres of nature preserve for magical creatures. Inside the preserve there are mischievous fairies, man-

# Roseville Community School Radical News

eating trolls, naiads that try to drown you, and almost all of the mythical creatures you can imagine. The book is very imaginative and opens your mind to the fantasy world within Fablehaven.

My favorite part about the books is imagining what the creatures might look like and hearing about what they do. There is some destruction and violence in these books, so they are not for very young children or people who are sensitive to this sort of thing. My favorite book in the series is the *Rise of the Evening Star* because a powerful demon is introduced into the story and he is Olok the Glutton. He is an enormous roaring toad with a thousand blue tongues....need I say more? Get this book. You won't be disappointed!



## Top 8 Reasons To Put Your Child At RCS

By Laliq Montesini

If you are out there looking for a school for your child, you might want to check out R.C.S. I have been going to school here for 5 years and can tell you from personal experience that it is "The Bomb!" These are my Top 8 Reasons to go to school here.

1. We give lots of information to your children.
2. Your child will learn how to confront problems and how to solve them.
3. The books we have pull you into the story and keep you interested and you will not want to let go.

4. We have fun outside and indoor activities that will keep your child entertained for hours (and they are fun!).
5. We have workshops, painting at snack, dress-up, story plays, music, ukulele (for 3<sup>rd</sup> grade and up), yoga, an hour for lunch, a half hour snack and whole school plays at the end of the school year.
6. The teachers are very kind and will help you if you are having trouble with your math or anything else in the class.
7. We have student council to talk about school wide concerns, projects and other things.
8. And finally because it is awesome! ...and like I said, "It is the BOMB!"



## **HELP!**

### **My Favorite Book is Missing!**

PLEASE, PLEASE, PLEASE check your bookshelves, car trunk and under the bed for missing R.C.S. library books. Many of the most popular books at school have disappeared over the years. Some of the titles are now out of print and CANNOT be replaced. It takes years to build a great library and ours has dwindled before our eyes. If you are alumni and find old R.C.S. books at home, it's a great opportunity to come by and visit. Everyone please check

# Roseville Community School Radical News

around your house for books that are loved and missed.



## Top 10 Recess Activities

By Bryson Zorich

The reason why I wrote this article is because sports are an important part of my life and it is interesting to me. I wrote about each game from my perspective and how I see the students play and work out the games together. At RCS, we learn a lot about conflict and working together through these games. I thought it would be fun to rate them so that parents would understand what we do at recess.

#10 Ball tag- This is a game that the whole school can play. You have one ball and you chase people around the school. If they get hit, they're it. This game is one of the least popular because a lot of smaller kids get hurt.

#9 Four Square- This was a great game for awhile because it was all older kids.

#8 Basketball- Games usually go on for a week until people lose interest. I personally don't like playing because it seems many of the kid's don't know how to play. I will be doing a basketball workshop in January to teach some easy drills.

#7 Kickball- We play at the field with the two older classes. It's a fun game because it's a mixture of soccer and baseball.

#6 Hide and go seek tag- Usually everybody in the whole school plays. That is probably why it's so popular.

#5 Baseball- This game usually goes well, but when fights happen over being safe or out the kids lose interest.

#4 Hockey- This game is popular with the younger classes.

#3 Tetherball- This is a quick easy game with a prime location. It's a game we can play anytime. It's just kind of there.

#2 Jail ball- This game is always good! It was a big disappointment a few years ago when the field was closed due to a broken light. We have not been able to play much this year, because it's a challenge to keep enough balls. They get stuck on the fence and roof. We have used pool noodles and corks to help keep the balls in play longer.

#1 Soccer- Every year we always play this game the most, and even kids that don't usually play, play.

Those are the Top 10 Recess Activities at R.C.S.



## Hockey At R.C.S.

By Daniel Marks

We play sports at our school. I play hockey and some of the older kids play too.

# Roseville Community School Radical News



## 15 REASONS WHY KIDS LIKE RCS

By Madalyn Cercel

RCS is a school on the Roseville Fairgrounds across from the Main Police station in Roseville, CA. The kids who attend this school are between the ages of 5 and 12 years old. This article is about why kids like RCS. So if you want to know why kids like RCS, then you are looking at the right article. Ok, look down to see what kids like about RCS.

1. fun and awesome
2. hard but not easy
3. creative
4. nice kids
5. good teachers
6. long free time
7. long lunch
8. good homework
9. not too many kids
10. not too much homework
11. pretty good field trips
12. no mean kids
13. not many rules
14. good math
15. no uniforms

If this sounds like something you are looking for in a school, R.C.S. is the place for you.

Check us out at [www.rosevillecommunityschool.org](http://www.rosevillecommunityschool.org)



## Life Lessons Learned from Playing Hockey

By Hayden Kapanen

I have learned a lot from playing hockey. Many of these lessons I can use outside of the ice rink. They are based on teamwork, hard work and good sportsmanship. Here are my Top 12 Life Lessons for on and off the ice.

1. Be on time and ready to play. Your teammates are waiting for you and depending on you.
2. Team work is about helping your teammates make plays.
3. Work together by passing the puck, if someone else has a better chance of scoring.
4. In hockey, it is just as important to assist in making a goal, as it is to make a goal. Players get one point for each assist and one point for each goal.
5. Know when you have a good shot and take a chance. Shoot that puck on net!
6. Don't give up even if the other team has control of the puck. You might be able to take it away before they shoot, or after they miss.
7. Communicate- talk to your teammates so they know if you are open for a pass.
8. Don't do bad stuff because you'll end up in the box –the Penalty Box!
9. Control your temper. You may end up getting angry, getting in trouble, in the box, and letting your teammates down.
10. My coach, Coach Getchel, always says before a game "Remember,

# Roseville Community School Radical News

the kids on the other team tie up their skates just like you!” They are regular kids- just like me.

11. Hard work and practice pays off.
12. And finally... Have fun playing. Hockey is a great sport!



## Why Kids Should Play Football

By Tyson Ybarra

There are a lot of good reasons to let your kid play football. Here are just a few from my personal experience. Football is highly active sport with a lot of action. There is non-stop tackling and the fun of trying to avoid being tackled.

Football is a lot of fun to play Tackling or hitting someone is the best part. When you see someone with the ball you immediately try to tackle them. Likewise, when you have the ball everyone tries to hit you.

Football helps you stay in shape. You have to practice two hours a day. During practice sessions, you practice hitting, running, and tackling. You also learn all the plays.

There can be a lot of pressure in being a team player. You think you are going to get in trouble if you make a mistake, but it's not that way. As long as you try your hardest and do your best, your team will not get mad at you.

You learn valuable sportsmanship skills playing football. Sportsmanship is not being rude to the other team. In good sportsmanship, you don't destroy a team's field logo.

These are just some reasons why kids should play football.



## Tips on Being a Good Football Player

By Nick Snyder

Have you ever thought about trying out for a football team? Here are some tips to make it a little easier and a better experience.

- Good sportsmanship
- Always try 100%
- Work together with teammates
- Don't back talk to the coaches!
- Try to never miss practice
- Study your playbook
- Stay focused
- Be aggressive
- Never back down
- Practice makes perfect so practice outside of football season. Throw the ball with your dad in your spare time.

I hope these tips will help you out if you should decide to try out for a team. I have been on a team for 3 years and I have learned a lot about how to be a good team player. This is the most valuable thing I have gained from my football experience.



## Bismarck

By Lindsey Franklin

Whether it's a Bismarck a Dutch baby or an Oompa Loompa, they're all the same

# Roseville Community School Radical News

15

thing. They are easy and yummy and you can even make them before school. It can serve two or three people and it doesn't take long. I've made one in the morning before going to school and I had to get ready and make my lunch.

## **Ingredients:**

2 TB unsalted butter  
(I have used salted and didn't notice a difference)  
½ cup flour  
½ cup milk  
2 large eggs  
A pinch of salt  
Maple syrup  
Berries  
Powdered sugar

Preheat oven to 475 degrees. Put the butter in a 10 inch sauté pan & heat in the oven until the butter is melted and starts to bubble. Watch the butter carefully to make sure it doesn't burn. Meanwhile, mix together the flour, milk, eggs and salt with a whisk until smooth. Pour the batter into the sauté pan and put back in the oven for about 12 minutes, or until golden brown and puffy. Slide the Bismarck on to a plate and add powdered sugar and berries and drizzle on the syrup. Enjoy.

**Tip:** Do NOT open the oven during the cooking process. I have been told that it doesn't puff as much. You can half the recipe for 1 person and it works just fine. All you need to change is a slightly shorter cook time and a smaller sauté pan.



**Food Favorites**  
By Megan Soares

Welcome to Food Favorites. I am here to share with you two of my favorite recipes. First, we have black bean tacos, then Razamataz. Both recipes are quick, easy, and yummy!!

## **Black Bean Tacos**

The Beans  
1 can black beans, drained  
½ onion, diced  
1 clove garlic, minced  
½ t cumin  
½ t smoked paprika  
½ t chili powder  
S&p to taste

Sour cream  
Fresh lime juice  
Cabbage or romaine lettuce, finely shredded  
Corn Tortillas

Sauté onions in olive oil until soft. Add garlic and spices-don't burn the garlic! Add beans

just to combine and warm them. Sauté corn tortillas in a skillet with a small amount of oil until lightly browned. Make a tangy sauce by mixing lime juice in the sour cream until sauce becomes a thin drizzle. Create your taco, top with the sauce and your favorite hot sauce, I like Cholula!!!

Now, after your black bean tacos, you might want something light and fruity – Try Razamataz!

# Roseville Community School Radical News



## Razamataz

- ¾ bag frozen raspberries
- 1 pint heavy whipping cream
- 3T powdered sugar
- About ½ a container (maybe a little less) Meringues (Trader Joe's), diced in large chunks

Whip the cream, add sugar. Gently combine all ingredients in a shallow casserole dish. Freeze until just set (about an hour), serve immediately. It is okay if it freezes longer it just gets really hard. Delicious!



## **Greg's Grandmas' Best Desserts**

By Greg Wells

These recipes are made by my two grandmas'. They are super good. I hope you enjoy them, too!

### Nana's Chocolate Chip Cookies

- |                   |                        |
|-------------------|------------------------|
| ½ cup butter      | ½ tsp. baking soda     |
| ½ cup brown sugar | ½ tsp. salt            |
| ¼ cup white sugar | ½ cup walnuts-optional |
| 2 eggs            | 1 tsp. vanilla         |

- 1 ½ cups sifted
- 1 (6oz.) package chocolate chips

Cream together butter, brown sugar, and white sugar. Add eggs and beat well. Sift together the dry ingredients and add to the mixture. Add vanilla and nuts – mix well. Stir in chocolate chips. Drop by teaspoon onto greased cookie sheet. Bake at 375 oven for 10-12 minutes.



## **Support of Friends**

A tremendous thank you to Turn-The-Page Press for contributing toward the production of our school newspaper.



### **Magic Bars**

- 1 ½ cups graham cracker crumbs
- ½ cup butter, melted
- 1 (14oz.) can Eagle Brand Sweetened Condensed Milk
- 2 cups (12 oz. pkg.) semi-sweet chocolate chips
- 1 1/3 flaked coconut
- 1 cup chopped nuts

# Roseville Community School Radical News

17

Heat oven to 350 degrees. Spray 13X9-inch baking pan with no-stick cooking spray.

Combine graham cracker crumbs and butter in small bowl. Press into bottom of prepared pan. Pour sweetened condensed milk evenly over crumb mixture. Layer evenly with chocolate chips, coconut and nuts. Press down with fork. Bake 25 to 30 minutes or until lightly browned. Loosen sides while still warm; cool and cut into bars.



## **Grandma's Pumpkin Bread**

1 large can Libby's pumpkin (29oz)

1 cup oil

4 cups sugar

5 cups flour

4 teaspoon's baking soda

2 teaspoon's ground cinnamon

1 teaspoon ground cloves

½ teaspoon nutmeg

½ teaspoon salt

½ teaspoon vanilla

First, mix together the pumpkin and oil. Add the sugar and mix. Add spices and vanilla & mix, then the flour and soda a cup at a time and stir until all the flour is mixed in. Makes 2 large loaves or 4 medium size loaves. You can add raisins and walnuts if you like. Spray pans with Pam, bake at 350 degrees for 60 minutes.

# Roseville Community School Radical News



## Bubbles In Laurel's Class

Our school year started off with a bubbles unit study. Their excitement was infectious as students were able to experiment with different wands, blowers, and geometric shapes. We tested how fast or slow to blow, and discovered how many different shapes the bubbles could make by blowing on a big tray with a small amount of solution. The grand finale was a culmination of our favorite bubble experiments and the introduction of the body bubble.

In the body bubble, students stood on a stool in a pool of frothy-soapy goodness while someone lifts a hula hoop out of the solution and over their heads. Here is what our class has to say about it:

"It was so fun that I want to do it everyday!"

-Colby

"I love bubbles so much because of the creative things for them."

-Diego

"I love them and I think that we should do them every single year."

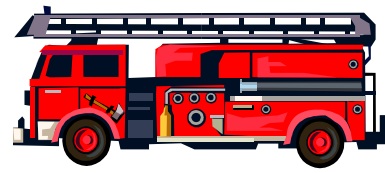
-Tommy

"I liked forming them into different shapes."

-Emma

"I liked using the things that I brought in from my house."

-Ben



## Field Trips

Field trips are a huge part of our classroom's hands-on learning experience. For our apple unit study, students took a field trip to Apple Hill. They were able to see the life of an apple, from tree, to harvest, to peeling, to baking, to eating! Each year, the school attends a theater production. This year, we saw\* Imago Zozo\* at the Mondavi Center. Here, students saw a humorous and imaginative dance performance. Finally, a staple of the younger programs is to go to a fire station. Fire fighter Jeff Wells was gracious enough to again volunteer his time as he led the students on an in-depth and hands-on look of the fire station, fire truck, fire engine, and equipment! Here are our class's highlights:

My Favorite Field Trip so Far

"I loved singing for the old people." -Emma  
"Apple Hill is so fun because we made pies." -

-Colby

"I liked Greg's dad's fire station because we got to spray the hose."

-Diego

"Jeff's fire station was fun because we got to squirt the hose."

-Tommy

"I like Apple Hill because we got to make the pies." -Ben